

Josephson effect between electron-doped and hole-doped iron pnictide single crystals

Xiaohang Zhang,^{1,a)} Shanta R. Saha,¹ Nicholas P. Butch,¹ Kevin Kirshenbaum,¹ Johnpierre Paglione,¹ Richard L. Greene,¹ Yong Liu,² Liqin Yan,² Yoon Seok Oh,² Kee Hoon Kim,² and Ichiro Takeuchi³

¹Department of Physics and CNAM, University of Maryland, College Park, Maryland 20742, USA

²Department of Physics and Astronomy, CSCMR & FPRD, Seoul National University, Seoul 151-747, Republic of Korea

³Department of Materials Science and Engineering, University of Maryland, College Park, Maryland 20742, USA

(Received 3 July 2009; accepted 24 July 2009; published online 14 August 2009)

We have observed the Josephson effect in junctions formed between single crystals of $\text{SrFe}_{1.74}\text{Co}_{0.26}\text{As}_2$ and $\text{Ba}_{0.23}\text{K}_{0.77}\text{Fe}_2\text{As}_2$. The ac Josephson effect was observed under microwave irradiation in the I - V characteristics. By applying an in-plane magnetic field, the critical current is completely modulated and shows a relatively symmetric diffraction pattern consistent with the intermediate junction limit. The observation of the Josephson effect in the p - n bicrystal structure not only has significant implications for designing phase-sensitive junctions to probe the pairing symmetry of iron pnictide superconductors, but also represents an important step in developing all iron pnictide devices for applications. © 2009 American Institute of Physics. [DOI: 10.1063/1.3205123]

Previously, we have demonstrated Josephson coupling between a single crystal pnictide superconductor ($\text{Ba}_{1-x}\text{K}_x\text{Fe}_2\text{As}_2$) and a conventional superconductor along the c -axis, which indicated the presence of an s -wave order parameter in the iron pnictide superconductor.¹ In this letter, we report the observation of the Josephson effect in bicrystal junctions along the c -axis between electron-doped (e-doped) and hole-doped (h-doped) pnictide single crystals. The critical currents are completely modulated by applying an in-plane external magnetic field. The obtained magnetic diffraction patterns are Fraunhofer-like with well defined modulation periods.

Fabrication of such p - n junctions is motivated by a number of reasons: (1) There have been a number of proposals²⁻⁴ of definitive phase-sensitive tests for the widely discussed $s \pm$ -wave symmetry⁵⁻⁸ in pnictide superconductors which involve transport across pnictide p - n interfaces; (2) as in the case of high- T_C cuprates,⁹ the presence of both electron and hole doping in the pnictides raises an intriguing question about the possibility of forming rectifying p - n junctions; (3) such junctions represent an important step toward making all pnictide Josephson devices.

The e-doped ($\text{SrFe}_{1.74}\text{Co}_{0.26}\text{As}_2$) and the h-doped ($\text{Ba}_{0.23}\text{K}_{0.77}\text{Fe}_2\text{As}_2$) iron pnictide single crystals used in this study were grown in FeAs flux¹⁰ and Sn flux,¹¹ respectively. The single crystals were in platelet shapes with the normal direction along the c -axis. Wavelength dispersive x-ray spectroscopy and energy dispersive x-ray spectroscopy were used to determine the doping concentrations in the e-doped and the h-doped single crystals. Magnetic susceptibility measurements confirmed bulk superconductivity in both types of single crystals. Resistivity measurements [Fig. 1(a)] showed that the superconducting transitions were very sharp and the T_C s were approximately 17 K for $\text{SrFe}_{1.74}\text{Co}_{0.26}\text{As}_2$ and 22 K

for $\text{Ba}_{0.23}\text{K}_{0.77}\text{Fe}_2\text{As}_2$. The Hall effect measurements [Fig. 1(b)] showed that the Hall coefficient of each type of crystal had a clear temperature dependence with no sign change. The negative (positive) sign of the Hall coefficient of $\text{SrFe}_{1.74}\text{Co}_{0.26}\text{As}_2$ ($\text{Ba}_{0.23}\text{K}_{0.77}\text{Fe}_2\text{As}_2$) single crystals confirms that the transport is dominated by electrons (holes), which is consistent with the dopant type of the compound and in qualitative agreement with previous reports.^{12,13} In both types of single crystals, all Hall resistivity curves display a strong linear dependence in magnetic fields up to 7 T. As an example, Fig. 1(c) shows the Hall resistivity curves obtained at 35 K.

Scanning electron microscopy of the crystals indicated that their surfaces consisted of large terrace-free areas up to mm^2 in size.¹ Crystals were cut into rectangular pieces with a typical size of approximately $1500 \times 300 \mu\text{m}^2$ along a or b

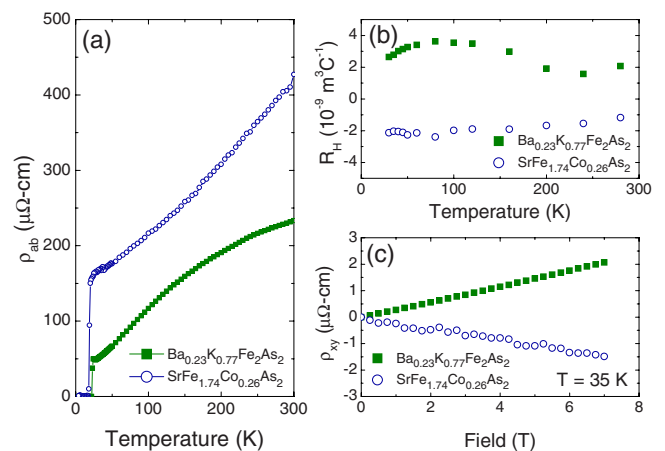


FIG. 1. (Color online) Temperature dependence of the in-plane resistivity (a) and the Hall coefficient (b) for $\text{SrFe}_{1.74}\text{Co}_{0.26}\text{As}_2$ and $\text{Ba}_{0.23}\text{K}_{0.77}\text{Fe}_2\text{As}_2$ single crystals; (c) field dependence of Hall resistivities obtained at 35 K for the two single crystals.

^{a)}Electronic mail: xhzhang@umd.edu.

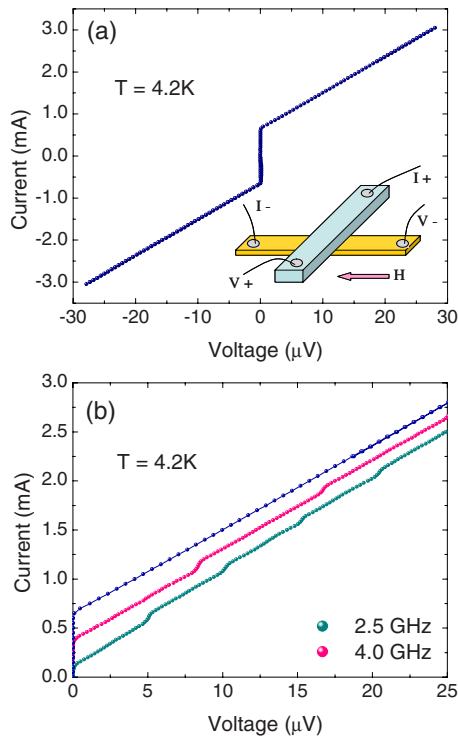


FIG. 2. (Color online) (a) I - V characteristic of a bicrystal junction; the inset is a schematic view of the vertically aligned bicrystal junction structure with $\text{SrFe}_{1.74}\text{Co}_{0.26}\text{As}_2$ and $\text{Ba}_{0.23}\text{K}_{0.77}\text{Fe}_2\text{As}_2$ single crystals; the external magnetic field was applied parallel to the interface; (b) I - V characteristics of the bicrystal junction with and without microwave irradiation at two frequencies (2.5 and 4.0 GHz).

axis edges. Each crystal was soldered on a sapphire substrate by indium, and two separated electrical contacts were made on the back of the crystals. The e-doped and the h-doped single crystals were prealigned in a cross geometry as illustrated in the inset of Fig. 2(a), so that the a and the b axes are coincident (parallel or orthogonal) for the two crystals. At the liquid helium temperature, the two crystals were then pressed together to produce a bicrystal junction with an intended overlap junction area of approximately $300 \times 300 \mu\text{m}^2$. We have studied several vertically aligned bicrystal junctions fabricated in this manner and the junctions showed qualitatively the same behavior as the one described in this letter.

I - V characteristics of junctions were obtained at 4.2 K by using a standard four-probe method with sweeping current while monitoring voltage. Figure 2(a) shows the I - V curve of a bicrystal junction at zero field. Clearly, the junction displays a robust Josephson coupling between the two single crystals. The T_C of the junction was found to be about 17 K and the I - V characteristic showed no obvious hysteresis. At 4.2 K, the critical current was about $660 \mu\text{A}$ and the $I_C R_N$ product of the junctions had a value of about $10 \mu\text{V}$. As shown in Fig. 2(b), microwave induced Shapiro steps are clearly observed at voltages corresponding to multiples of $hf/2e$ for the applied frequencies f of 2.5 and 4.0 GHz. This confirms that the observed critical current is indeed a flow of Cooper pairs.

Fraunhofer-like diffraction patterns were observed for these bicrystal junctions by applying an external magnetic field parallel to the a - b surfaces at 4.2 K. Field modulations for positive and negative critical currents were found to be relatively symmetric, and a modulation period of about 2

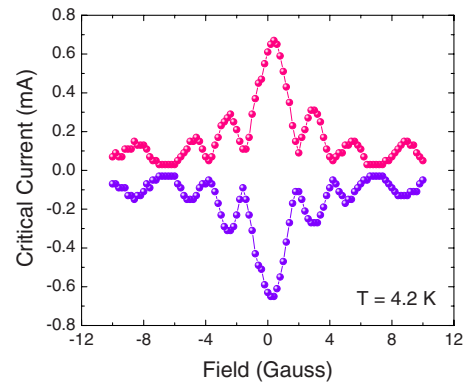


FIG. 3. (Color online) Fraunhofer-like magnetic diffraction pattern of a bicrystal junction.

gauss can be estimated from the pattern (Fig. 3). Taking the penetration depth of the iron pnictide ($\lambda \sim 200 \text{ nm}$) (Ref. 14) into account, the dimension of the effective coupling area (W), through which the Josephson current is flowing, is estimated to be about $25 \mu\text{m}$ for the bicrystal junction, consistent with the values obtained from our previous $\text{Pb}/\text{Ba}_{1-x}\text{K}_x\text{Fe}_2\text{As}_2$ junctions.¹ As discussed previously,¹ the effective junction area where the current is flowing could be significantly smaller than the nominally intended junction area defined by the overlapping of the crystals because much of the crystal surface layer is oxidized and thus nonsuperconducting. In particular, preliminary low temperature scanning tunnel microscope experiments performed on $\text{Ba}_{1-x}\text{K}_x\text{Fe}_2\text{As}_2$ single crystals suggested significant degradation in superconductivity of the surface after a period of exposure in ambient atmosphere.^{1,15} Furthermore, following a method described in Ref. 16, the Josephson penetration depth (λ_J) of the junction is estimated to be about $26 \mu\text{m}$, which in turn indicates a W/λ_J ratio of about 1.0 for the junction. The value of W/λ_J provides a self-consistency check for the obtained diffraction pattern;^{16,17} the larger the value of the ratio, the larger the degree of the self-field effect. For the present junction, the near unity W/λ_J ratio is consistent with the obtained fairly symmetric diffraction pattern, suggesting that the junction is in the intermediate regime.¹⁷

Previous phase-sensitive Josephson junctions/superconducting quantum interference devices (SQUIDs) involving d -wave^{18,19} or p -wave²⁰ superconductors were fabricated on two interfaces of a single crystal or across a twin boundary. Because the pairing symmetries in such junctions are anisotropic, a π phase shift occurs at one of the two interfaces. In contrast, the proposed s_{\pm} -wave pairing symmetry is highly isotropic and thus previous phase-sensitive experimental designs, such as corner junctions,¹⁸ are not expected to provide direct tests for this pairing symmetry. In order to generate “plus”-phase dominated and “minus”-phase dominated faces which can be utilized to construct π -phase generating junctions for s_{\pm} -wave pairing symmetry, several junction geometries have been proposed.²⁻⁴ One such proposal involves a bicrystal junction that consists of both e-doped and h-doped iron pnictide superconductors. If the pairing symmetry in iron pnictide superconductors is indeed s_{\pm} -wave, the two single crystals in the p - n structure will possess opposite signs in their bulk phases once the global phase coherence is established by Josephson current through the junction interface. Connecting the two single crystals in

the bicrystal p - n junction with a conventional s -wave superconductor in a SQUID loop configuration² is expected to yield a π -shift at zero flux bias. The present demonstration of phase coherent all pnictide p - n junctions opens the door to carrying out this phase-sensitive experiment.

In traditional semiconductor p - n junctions, diffusion of charges at the interface can lead to formation of a depletion layer, which is essentially responsible for the rectifying I - V characteristics. It has been suggested that such redistribution of charges may also take place in $\text{YBa}_2\text{Cu}_3\text{O}_7/\text{Nd}_{1-x}\text{Ce}_x\text{Cu}_2\text{O}_4$ Josephson junctions⁹ with an estimated depletion width of <1 nm.²¹ In the case of iron pnictide p - n junctions, redistribution of charges could possibly lead to suppression of order parameters near the interface for both single crystals, which may play a role in the junction formation. However, because of the metallic nature of the parent compounds of the superconductors, the standard semiconductor depletion layer model may not apply to the iron pnictide p - n junctions, making the transport properties across the interface more difficult to analyze. As a characteristic signature of a junction with a depletion layer, asymmetric I - V characteristics over a large bias voltage range are commonly seen in semiconductor p - n junctions due to rectification. The present iron pnictide bicrystal junctions show highly symmetric I - V curves up to a bias voltage of approximately $100 \mu\text{V}$. Because of the low values of the junction resistance, it is difficult to study high voltage bias characteristics with the present p - n junctions. In the future, one can explore fabricating higher resistance junctions using thin films and small junction fabrication techniques.

In summary, the Josephson effect has been observed in $\text{SrFe}_{1.74}\text{Co}_{0.26}\text{As}_2/\text{Ba}_{0.23}\text{K}_{0.77}\text{Fe}_2\text{As}_2$ bicrystal junctions aligned along the c -axis of the single crystals. The Fraunhofer-like magnetic diffraction pattern indicates that the junction is in the intermediate junction limit and the width of the active coupling area is of the order of tens of micrometers. The success in establishing phase coherence between e -doped and p -doped iron pnictide superconductors in a bicrystal structure represents an important step in carrying out phase-sensitive measurements for probing the proposed $s\pm$ -wave pairing symmetry. In addition, the present

work also demonstrates the feasibility of fabricating all pnictide Josephson devices.

The authors are grateful to I.I. Mazin, D. Parker and F. Wellstood for valuable discussions. X.Z. would like to thank K. Jin and P. Bach for technical help and useful discussions. Measurements at UMD were supported by the NSF under Grant No. DMR-0653535, N.P.B. is supported by the CNAM Glover fellowship, I.T. is funded by NSF MRSEC at UMD (Grant No. DMR-0520471), and the work at SNU was supported by NRL (Grant No. M10600000238) and GPP (Grant No. K20702020014-07E0200-01410) programs.

¹X. H. Zhang, Y. S. Oh, Y. Liu, L. Q. Yan, K. H. Kim, R. L. Greene, and I. Takeuchi, *Phys. Rev. Lett.* **102**, 147002 (2009).

²D. Parker and I. I. Mazin, *Phys. Rev. Lett.* **102**, 227007 (2009).

³J. S. Wu and P. Phillips, *Phys. Rev. B* **79**, 092502 (2009).

⁴J. Linder, I. B. Sperstad, and A. Sudbø, *Phys. Rev. B* **80**, 020503 (2009).

⁵I. I. Mazin, D. J. Singh, M. D. Johannes, and M. H. Du, *Phys. Rev. Lett.* **101**, 057003 (2008).

⁶V. Cvetkovic and Z. Tesanovic, *Europhys. Lett.* **85**, 37002 (2009).

⁷K. Seo, B. A. Bernevig, and J. Hu, *Phys. Rev. Lett.* **101**, 206404 (2008).

⁸A. V. Chubukov, D. V. Efremov, and I. Eremin, *Phys. Rev. B* **78**, 134512 (2008).

⁹I. Takeuchi, S. N. Mao, X. X. Xi, K. Petersen, C. L. Lobb, and T. Venkatesan, *Appl. Phys. Lett.* **67**, 2872 (1995).

¹⁰S. R. Saha, N. P. Butch, K. Kirshenbaum, and J. Paglione, *Phys. Rev. B* **79**, 224519 (2009).

¹¹H. J. Kim, Y. Liu, Y. S. Oh, S. Khim, I. Kim, G. R. Stewart, and K. H. Kim, *Phys. Rev. B* **79**, 014514 (2009).

¹²Y. Nakajima, T. Taen, and T. Tamegai, *J. Phys. Soc. Jpn.* **78**, 023702 (2009).

¹³G. F. Chen, Z. Li, G. Li, W. Z. Hu, J. Dong, J. Zhou, X. D. Zhang, P. Zheng, N. L. Wang, and J. L. Luo, *Chin. Phys. Lett.* **25**, 3403 (2008).

¹⁴G. Li, W. Z. Hu, J. Dong, Z. Li, P. Zheng, G. F. Chen, J. L. Luo, and N. L. Wang, *Phys. Rev. Lett.* **101**, 107004 (2008).

¹⁵J. Park, S.-H. Kim, K. H. Kim, and K. Char (unpublished).

¹⁶I. Takeuchi, C. J. Lobb, Z. Trajanovic, P. A. Warburton, and T. Venkatesan, *Appl. Phys. Lett.* **68**, 1564 (1996).

¹⁷A. Barone and G. Paterno, *Physics and Applications of the Josephson Effect* (Wiley, New York, 1982).

¹⁸D. J. van Harlingen, *Rev. Mod. Phys.* **67**, 515 (1995).

¹⁹C. C. Tsuei and J. R. Kirtley, *Rev. Mod. Phys.* **72**, 969 (2000).

²⁰K. D. Nelson, Z. Q. Mao, Y. Maeno, and Y. Liu, *Science* **306**, 1151 (2004).

²¹J. Mannhart, A. Kleinsasser, J. Strobel, and A. Baratoff, *Physica C* **216**, 401 (1993).