

Quantum Critical Quasiparticle Scattering within the Superconducting State of CeCoIn₅

Johnpierre Paglione,^{1,2,*} M. A. Tanatar,^{3,4} J.-Ph. Reid,³ H. Shakeripour,⁵ C. Petrovic,^{2,6} and Louis Taillefer^{2,3,†}

¹Center for Nanophysics and Advanced Materials, Department of Physics,
University of Maryland, College Park, Maryland 20742, USA

²Canadian Institute for Advanced Research, Toronto, Canada M5G 1Z8

³Département de physique & RQMP, Université de Sherbrooke, Sherbrooke, Canada J1K 2R1

⁴Ames Laboratory USDOE and Department of Physics and Astronomy, Iowa State University, Ames, Iowa 50011, USA

⁵Department of Physics, Isfahan University of Technology, Isfahan 84156-83111, Iran

⁶Department of Physics, Brookhaven National Laboratory, Upton, New York 11973, USA

(Received 4 March 2016; published 27 June 2016)

The thermal conductivity κ of the heavy-fermion metal CeCoIn₅ was measured in the normal and superconducting states as a function of temperature T and magnetic field H , for a current and field parallel to the [100] direction. Inside the superconducting state, when the field is lower than the upper critical field H_{c2} , κ/T is found to increase as $T \rightarrow 0$, just as in a metal and in contrast to the behavior of all known superconductors. This is due to unpaired electrons on part of the Fermi surface, which dominate the transport above a certain field. The evolution of κ/T with field reveals that the electron-electron scattering (or transport mass m^*) of those unpaired electrons diverges as $H \rightarrow H_{c2}$ from below, in the same way that it does in the normal state as $H \rightarrow H_{c2}$ from above. This shows that the unpaired electrons sense the proximity of the field-tuned quantum critical point of CeCoIn₅ at $H^* = H_{c2}$ even from inside the superconducting state. The fact that the quantum critical scattering of the unpaired electrons is much weaker than the average scattering of all electrons in the normal state reveals a k -space correlation between the strength of pairing and the strength of scattering, pointing to a common mechanism, presumably antiferromagnetic fluctuations.

DOI: 10.1103/PhysRevLett.117.016601

With the discovery of iron-based superconductors [1], the interplay of magnetism and superconductivity has become an increasingly important topic of condensed matter physics. The archetypal evidence of magnetically mediated superconductivity in the heavy-fermion metal CeIn₃ [2] linked unconventional Cooper pairing with magnetic fluctuations emanating from a quantum critical point (QCP), a scenario widely believed to explain the common appearance of superconductivity in the vicinity of antiferromagnetic order in heavy fermion, organic, pnictide, and cuprate families of superconductors [3].

The heavy-fermion superconductor CeCoIn₅ [4] continues to receive considerable attention [5–8]. Low-temperature transport [9,10] and specific heat [11] studies have revealed a magnetic field-tuned QCP, with a critical field H^* that anomalously coincides with H_{c2} , the upper critical field for superconductivity. The pinning of H^* to H_{c2} was subsequently shown to hold regardless of field orientation [12] or suppression of the superconducting state by impurities [13], suggesting a novel form of quantum criticality closely linked with the superconducting state. Recent work has revealed other examples of systems that appear to have a field-tuned QCP pinned to H_{c2} , including cuprates [14,15] and iron pnictides [16].

The presence of similar critical behavior in the ordered antiferromagnet CeRhIn₅ under pressure [17] strongly suggests that the QCP for $H||c$ configuration in CeCoIn₅

is also magnetic in nature, although magnetic order was not observed in muon spin rotation [18] or neutron scattering measurements [19]. For $H||ab$, neutron scattering [20,21] and nuclear magnetic resonance [22] measurements have found field-induced antiferromagnetism in the vicinity of H_{c2} suggesting magnetism grows gradually with increasing field [23,24]. However, the relation between quantum criticality and superconductivity in CeCoIn₅ remains elusive, in particular due to the strong first-order character of H_{c2} below $T \approx 1$ K [25], making a connection between H_{c2} and H^* unlikely. This raises the fundamental question of whether the fluctuations associated with the field-tuned QCP in CeCoIn₅ are in any way present in the superconducting state and involved in the pairing.

In this Letter, we show that quasiparticle heat transport in the superconducting state of CeCoIn₅ reflects the same quantum critical behavior that characterizes transport in the normal state. This observation provides us with an opportunity to study the field-tuned QCP from both *below and above* H_{c2} . We find a similarly rapid increase of the quasiparticle mass on tuning to H_{c2} from either side, consistent with the existence of a singular and continuous critical point, despite the first-order transition. We also find a tenfold decrease in the inelastic scattering strength upon crossing H^* into the superconducting state, proving a direct link between scattering and pairing, as the Fermi-surface regions of strongest scattering are also those that are most

strongly gapped. We therefore infer that the antiferromagnetic fluctuations associated with the QCP in CeCoIn₅ are also involved in the pairing.

High-quality single crystals of CeCoIn₅ and CeIrIn₅ were grown by the self-flux method [4], with superconducting transition temperatures $T_c = 2.3$ K and 0.4 K, respectively. Platelet-shaped samples with typical dimensions $\sim 2 \times 0.2 \times 0.05$ mm³ were prepared for transport measurements along the [100] direction, using the same four-wire contacts for both electrical and thermal conductivity. Thermal conductivity was measured with a one-heater, two-thermometer steady-state technique and *in situ* thermometer calibration in high fields, using low-resistance indium solder contacts to avoid electron-phonon decoupling effects at low temperatures [26,27], and heat currents applied along the [100] crystallographic direction and magnetic field along either [001] or [100], to within 1° alignment.

In Fig. 1, the electronic thermal conductivity κ/T of CeCoIn₅ is presented for magnetic fields up to 17 T applied along the heat current ($H \parallel a$), covering the superconducting state below $H_{c2} = 12$ T and the normal state above H_{c2} .

There are two unusual features of CeCoIn₅ that must be born in mind. *First*, CeCoIn₅ is an extreme multiband superconductor [28], in the sense that a tiny magnetic field (of order 10 mT [29]) kills superconductivity on part of the Fermi surface, so that some of the carriers behave like normal-state quasiparticles even deep inside the superconducting state. These unpaired (uncondensed, ungapped) electrons dominate the thermal conductivity in the $T = 0$ limit, and 90% of the residual linear term κ/T at $T \rightarrow 0$ is due to them, with only some 10% coming from nodal quasiparticles [28]. At intermediate temperatures, nodal quasiparticles become thermally excited and cause a peak in κ/T vs T [Fig. 1(a)]. However, applying a magnetic field introduces vortices that scatter these nodal quasiparticles and suppress their contribution to κ at all temperatures. As a result, for $H > 4$ T, $\kappa(T)$ is purely metalliclike, completely dominated by the unpaired electrons. Indeed, as seen in Fig. 1(b), all curves with $4 \text{ T} < H < H_{c2}$ show Fermi-liquid behavior at low temperatures. *Second*, the transition out of the vortex state, from $H < H_{c2}$ to $H > H_{c2}$, is a pronounced first-order transition [25]. This is readily seen in a field sweep at low temperature, as shown in the inset of Fig. 1(b), where $\kappa(H)$ undergoes a sudden jump at $H_{c2} = 12$ T.

These two unique features are contrasted with the conventional behavior observed in the closely related superconductor CeIrIn₅, which unlike CeCoIn₅ has no field-tuned QCP [30], no small gap on part of its Fermi surface (hence no unpaired electrons at low field), and no first-order transition. In Fig. 2(a), we show the thermal conductivity of CeIrIn₅, plotted as κ/T vs T [31,32]. As in CeCoIn₅, the thermal conductivity of CeIrIn₅ is purely electronic, with negligible phonon contribution [10,27,30–33]. In the normal state, when $H = H_{c2} = 0.5$ T or greater, κ/T has the standard dependence

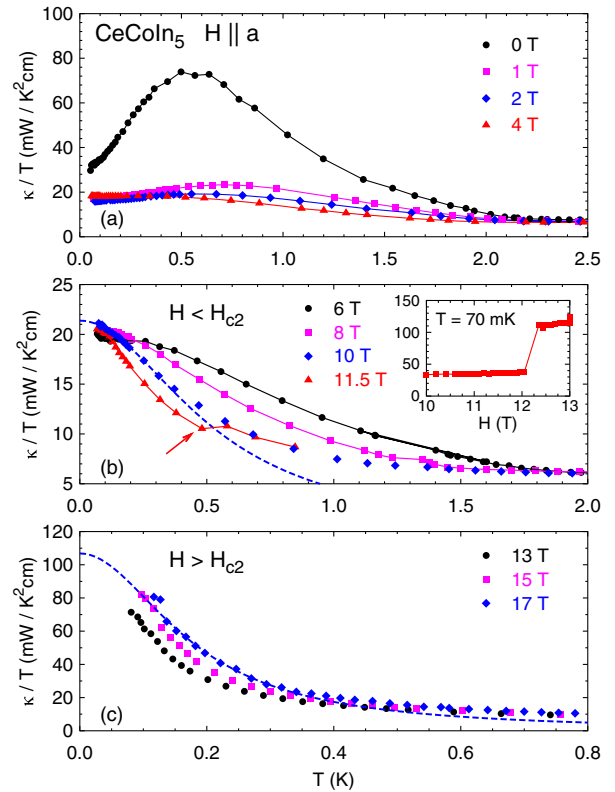


FIG. 1. In-plane thermal conductivity of CeCoIn₅ for $H \parallel a$, plotted as κ/T vs T . (a) For $H < 5$ T, as indicated. (b) For $5 \text{ T} < H < H_{c2}$, as indicated. *Inset*: field dependence of κ/T at $T = 70$ mK, showing the sharp first-order transition at $H_{c2} = 12$ T. The transition is also detected as a function of temperature, in the data at $H = 11.5$ T (red arrow, main panel). (c) For $H > H_{c2}$, in the normal state. The blue dashed lines in panels (b) and (c) are a fit of the data at $H = 10$ T and $H = 17$ T, respectively, to the Fermi-liquid expression, $\kappa/T = L_0/(w_0 + BT^2)$, where $L_0 \equiv (\pi^2/3)(k_B/e)^2$.

of a Fermi liquid, namely a thermal resistivity $w \equiv L_0 T/\kappa = w_0 + BT^2$, where $L_0 \equiv (\pi^2/3)(k_B/e)^2$. At $H = 0$, κ/T drops below T_c , and decreases monotonically to reach a nonzero residual value at $T = 0$ [31,32], the signature of nodes in the superconducting gap [34]. The drop is simply due to a loss of thermally excited quasiparticles [35]. It is in part compensated by a concomitant loss of electron-electron inelastic scattering, but in CeIrIn₅, this compensating effect is small, since the strength of inelastic scattering at T_c is only of the order of the elastic scattering, i.e., $BT_c^2 \approx w_0$ [30–32]. At intermediate fields ($0 < H < H_{c2}$), κ/T continues to drop as $T \rightarrow 0$ [Fig. 2(a)], again due to a loss of quasiparticle density. The magnetic field also excites quasiparticles [36], in particular, nodal quasiparticles at $T = 0$, and hence increases κ/T [34].

As shown in Figs. 2(b) and 2(c), the normal state inelastic scattering in CeCoIn₅ is completely different, and extremely strong, especially near the QCP in each field orientation (5 T for $H \parallel c$ and 12 T for $H \parallel a$). For $H \parallel a$ [Fig. 2(b)], κ/T undergoes a tenfold drop between $T = 0$

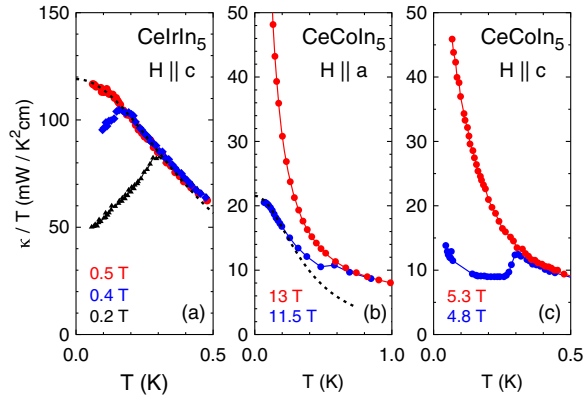


FIG. 2. (a) Thermal conductivity of CeIrIn₅, plotted as κ/T vs T , for different values of the magnetic field as indicated, for $H \parallel c$. For $H = H_{c2}$ (0.5 T), $\kappa/T = L_0/(w_0 + BT^2)$, as expected of a Fermi liquid (dotted line). For $H < H_{c2}$ (0.2 and 0.4 T), κ/T decreases monotonically as $T \rightarrow 0$, as found in most superconductors. (b) Thermal conductivity of CeCoIn₅ in the superconducting (blue, $H = 11.5$ T) and normal (red, $H = 13$ T) states, for $H \parallel a$. In the normal state, κ/T rises rapidly as $T \rightarrow 0$, a signature of the QCP at $H^* = 12$ T, with a Fermi-liquid regime observed only below 0.2 K. In the superconducting state, κ/T rises as $T \rightarrow 0$, in stark contrast to the conventional behavior of CeIrIn₅. The conductivity mimics the behavior of the normal state, showing that quantum criticality persists below H_{c2} . The dotted line shows a fit to the Fermi-liquid function $L_0/(w_0 + BT^2)$. (c) Same as panel (b), but for $H \parallel c$, where $H^* = 5$ T.

and $T = 0.6$ K, in the normal state at $H = 13$ T. In the superconducting state at $H = 0$ [Fig. 1(a)], κ/T rises rapidly upon cooling below T_c [28,37], because initially the loss of inelastic scattering more than compensates for the loss of quasiparticles. But eventually, at low temperature, κ/T falls because of the decreasing quasiparticle density.

The resulting peak in κ/T vs T below T_c is rapidly suppressed by a magnetic field [Fig. 1(a)]. Above a certain field, namely when $H > 4$ T for $H \parallel a$, the fall at low temperature is no longer observed (Fig. 1). As seen in Fig. 2(b), at $H = 11.5$ T $< H_{c2}$, κ/T shows no drop whatsoever as $T \rightarrow 0$, but rather exhibits the same T dependence as the normal state, namely a Fermi-liquid behavior below 0.2 K, where $\kappa/T = L_0/(w_0 + BT^2)$. This means that the heat carriers are not thermally excited, but simply unpaired (not gapped). Thanks to those unpaired electrons, the normal-state behavior of at least part of the Fermi surface can be studied *inside* the superconducting state, *below* the field-tuned QCP at H^* .

We demonstrate this by plotting the thermal resistivity $w(T)$ in Fig. 3 both above and below H_{c2} , which is well described in the $T \rightarrow 0$ limit by the standard Fermi-liquid behavior, $w(T) = w_0 + BT^2$, with residual elastic scattering term w_0 and inelastic electron-electron scattering strength B . Note that the extent of the T^2 regime, ending

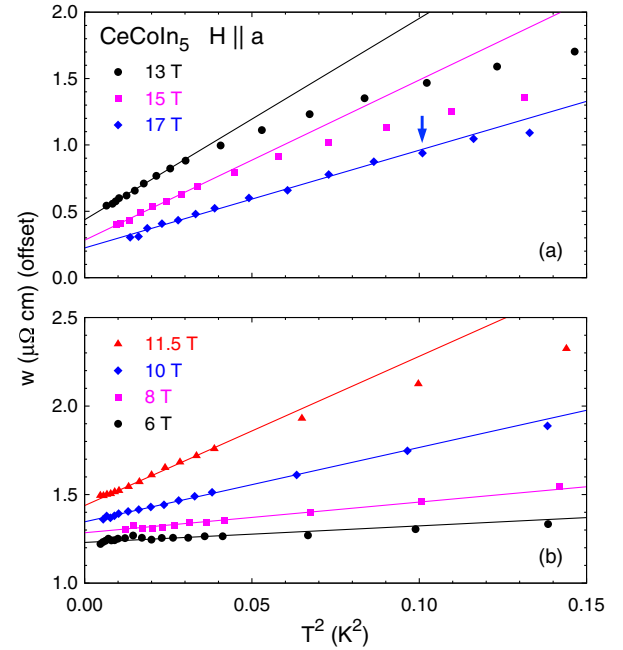


FIG. 3. In-plane thermal resistivity of CeCoIn₅, defined as $w \equiv L_0 T / \kappa$ and plotted vs T^2 , for $H \parallel a$. (a) For $H > H_{c2}$, in the normal state. (b) For $H < H_{c2}$, in the superconducting state. The solid lines are a fit of the data to the Fermi-liquid expression $w(T) = w_0 + BT^2$, where w_0 is the residual resistivity due to elastic scattering and B is the strength of the inelastic electron-electron scattering. The fits are limited to an interval between $T = 0$ and $T = T_{FL}$ (arrow). The fit parameters w_0 , B , and T_{FL} are plotted in Fig. 4.

at $T = T_{FL}$, changes as a function of field. In Fig. 4, we plot w_0 , B , and T_{FL} vs H .

Let us first discuss the normal state, for $H > H_{c2}$. In Fermi-liquid theory, the Wiedemann-Franz law requires that $w_0 = \rho_0$ (as observed [10]), and the T^2 coefficient in $w(T)$ is proportional to the coefficient A in the electrical resistivity $\rho(T) = \rho_0 + AT^2$, and typically $B \approx 2A$ [38]. Both A and B are related to the effective mass of the electrons, and $A \sim B \sim (m^*)^2$. The rapid rise of B on approaching H^* from above (Fig. 4) is a signature of the field-tuned QCP, analogous to the rise of the A coefficient of the resistivity for $H \parallel a$ [12]. [Note, that $A(H)$ dependence in our measurements matches very well with previous studies [12].] In the local quantum criticality model, where fluctuations affect the entire Fermi surface [39], this rise is expected to follow $(H - H_c)^{-1}$. For the spin-density wave scenario with only hot spot fluctuations, the field dependence becomes milder [40,41]. The same parallel rise of A and B was previously reported for CeCoIn₅ in configuration $H \parallel c$ [10]. Nevertheless, the $A(H)$ [and similarly $B(H)$] dependence does not follow the expectation of any theory, with specific heat, $\gamma(T) \equiv C/T$ revealing the downward deviation from logarithmic divergence and simultaneous directional Wiedemann-Franz law violation for $H < 8$ T [11,27]. The fact that the

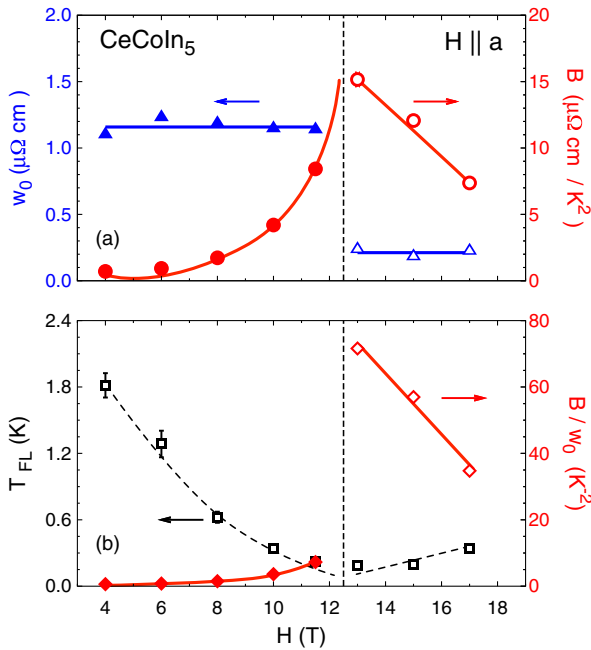


FIG. 4. Parameters obtained from a fit of the thermal resistivity $w(T)$ of CeCoIn_5 to the Fermi-liquid expression $w(T) = w_0 + BT^2$, as a function of magnetic field ($H \parallel a$). The same fitting procedure, shown in Fig. 3, is applied above $H_{c2} = 12$ T (vertical dashed line) and below H_{c2} . (a) Parameters w_0 (blue triangles, left axis), the residual thermal resistivity due to elastic scattering, and B (red circles, right axis), due to inelastic electron-electron scattering, for both $H < H_{c2}$ (full symbols) and $H > H_{c2}$ (open symbols). (b) Temperature T_{FL} (black squares, left axis), the upper limit of the fitting interval (see Fig. 3). Ratio B/w_0 (red diamonds, right axis), a measure of the strength of inelastic electron-electron scattering relative to the strength of elastic scattering, for both $H < H_{c2}$ (full diamonds) and $H > H_{c2}$ (open diamonds). We see that B/w_0 undergoes a tenfold drop upon entry into the superconducting state. All lines are a guide to the eye.

residual resistivity w_0 is independent of H (Fig. 4) simply means that there is negligible magnetoresistance, not surprisingly given the longitudinal configuration where current and field are parallel.

Let us now turn to the superconducting state, with $H < H_{c2}$. The fact that w_0 is still nearly independent of H [Fig. 4(a)] is consistent with our interpretation that heat transport below H_{c2} is dominated by unpaired electrons with metalliclike behavior, again with negligible magnetoresistance, at least for $H > 4$ T. This is to be compared with the classic multiband superconductor MgB_2 , where a moderate in-plane field easily kills superconductivity on the small-gap quasi-3D π Fermi surface, driving it into a gapless regime [42], but has little effect in exciting quasiparticles on the large-gap quasi-2D σ Fermi surface [43]. As a result, for $H \perp c$, κ/T vs H is nearly independent of H above $\sim H_{c2}/10$ and entirely due to the unpaired electrons on the π surface for a wide range of fields. In other words, just as in CeCoIn_5 , the unpaired electrons in MgB_2

completely dominate κ inside the superconducting state and allow one to probe the metallic state below H_{c2} .

For CeCoIn_5 , this means we can directly study the inelastic scattering of unpaired electrons below H_{c2} : the fact that B rises rapidly upon approaching H_{c2} from below [Fig. 4(a)] provides direct evidence for the continuous nature of the field-tuned QCP in CeCoIn_5 , confirming that it survives the first-order superconducting transition. The unpaired electrons in the superconducting state clearly sense the presence of a QCP at $H = H^*$, with $H^* \approx H_{c2}$, reminiscent of the mass divergence observed inside the superconducting state in $\text{BaFe}_2(\text{As}_{1-x}\text{P}_x)_2$ on both sides of the antiferromagnetic QCP [44].

To compare the strength of inelastic scattering on either side of H^* , we must first account for the large drop in carrier density as H crosses below H_{c2} . A measure of this is provided by w_0 , which is constant on either side of H_{c2} , but a factor of 6 larger below H_{c2} [Fig. 4(a)]. We infer that the carrier density (or spectral weight) of the unpaired electrons below H_{c2} is 6 times lower than that of the full Fermi surface above H_{c2} . To provide a meaningful measure of the strength of inelastic scattering, we therefore plot the ratio B/w_0 in Fig. 4(b), which drops abruptly by a factor 10 upon crossing below H_{c2} . In other words, the unpaired electrons that prevail in the superconducting state experience a scattering that is *ten times weaker* than the average electron in the normal state just above H_{c2} . This reveals a powerful correlation between scattering and pairing: those regions of the Fermi surface that experience a dramatically weaker inelastic scattering are the same that end up having the smallest gap, suggesting that heaviest carriers belonging to α and β sheets of the Fermi surface [45,46] are most important for superconductivity, in accordance with the conclusion from STS measurements [5].

In summary, a continuous divergence exists in the electron-electron scattering of unpaired quasiparticles in CeCoIn_5 upon approach to the field-tuned QCP from both above and below the critical field, and the amplitude of critical scattering is strongly suppressed in the superconducting state. We conclude that the fluctuations associated with the QCP are responsible not only for scattering the electrons above and below H_{c2} , but also for pairing these electrons, in what must be a strongly k -dependent fashion. This is reminiscent of the correlation between quantum critical scattering and pairing reported in organic [47], pnictide [47], and cuprate superconductors [3,48], whereby the strength of the linear- T resistivity scales with T_c . Moreover, in the single-band overdoped cuprate Tl-2201, the inelastic scattering was shown to be strongest in the same k -space regions where the d -wave gap is maximal [49]. Similar ideas are discussed recently in relation to all unconventional superconductors [50,51].

This work was supported by the Canadian Institute for Advanced Research and a Canada Research Chair (L. T.), and funded by NSERC, FRQNT, and CFI. Work at the

University of Maryland was supported by NSF-CAREER Grant No. DMR-0952716. Part of the work was carried out at the Brookhaven National Laboratory, which is operated for the U.S. Department of Energy by Brookhaven Science Associates (DE-Ac02-98CH10886) and in the Ames Laboratory, supported by the U.S. Department of Energy, Office of Basic Energy Sciences, Division of Materials Sciences and Engineering, under Contract No. DE-AC02-07CH11358.

*paglione@umd.edu

†Louis.Taillefer@USherbrooke.ca

- [1] J. Paglione and R. L. Greene, *Nat. Phys.* **6**, 645 (2010).
- [2] N. D. Mathur, F. M. Grosche, S. R. Julian, I. R. Walker, D. M. Freye, R. K. W. Haselwimmer, and G. G. Lonzarich, *Nature (London)* **394**, 39 (1998).
- [3] L. Taillefer, *Annu. Rev. Condens. Matter Phys.* **1**, 51 (2010).
- [4] C. Petrovic, P. G. Pagliuso, M. F. Hundley, R. Movshovich, J. L. Sarrao, J. D. Thompson, Z. Fisk, and P. Monthoux, *J. Phys. Condens. Matter* **13**, L337 (2001).
- [5] M. P. Allan, F. Masee, D. K. Morr, J. Van Dyke, A. W. Rost, A. P. Mackenzie, C. Petrovic, and J. C. Davis, *Nat. Phys.* **9**, 468 (2013).
- [6] B. B. Zhou, S. Misra, E. H. da Silva Neto, P. Aynajian, R. E. Baumbach, J. D. Thompson, E. D. Bauer, and A. Yazdani, *Nat. Phys.* **9**, 474 (2013).
- [7] Y. Tokiwa, E. D. Bauer, and P. Gegenwart, *Phys. Rev. Lett.* **111**, 107003 (2013).
- [8] L. Howald, A. Maisuradze, P. Dalmas de Réotier, A. Yaouanc, C. Baines, G. Lapertot, K. Mony, J.-P. Brison, and H. Keller, *Phys. Rev. Lett.* **110**, 017005 (2013).
- [9] J. Paglione, M. A. Tanatar, D. G. Hawthorn, E. Boaknin, R. W. Hill, F. Ronning, M. Sutherland, L. Taillefer, C. Petrovic, and P. C. Canfield, *Phys. Rev. Lett.* **91**, 246405 (2003).
- [10] J. Paglione, M. A. Tanatar, D. G. Hawthorn, F. Ronning, R. W. Hill, M. Sutherland, L. Taillefer, and C. Petrovic, *Phys. Rev. Lett.* **97**, 106606 (2006).
- [11] A. Bianchi, R. Movshovich, I. Vekhter, P. G. Pagliuso, and J. L. Sarrao, *Phys. Rev. Lett.* **91**, 257001 (2003).
- [12] F. Ronning, C. Capan, A. Bianchi, R. Movshovich, A. Lacerda, M. F. Hundley, J. D. Thompson, P. G. Pagliuso, and J. L. Sarrao, *Phys. Rev. B* **71**, 104528 (2005).
- [13] E. D. Bauer, C. Capan, F. Ronning, R. Movshovich, J. D. Thompson, and J. L. Sarrao, *Phys. Rev. Lett.* **94**, 047001 (2005).
- [14] T. Shibauchi, L. Krusin-Elbaum, M. Hasegawa, Y. Kasahara, R. Okazaki, and Y. Matsuda, *Proc. Natl. Acad. Sci. U.S.A.* **105**, 7120 (2008).
- [15] N. P. Butch, K. Jin, K. Kirshenbaum, R. L. Greene, and J. Paglione, *Proc. Natl. Acad. Sci. U.S.A.* **109**, 8440 (2012).
- [16] J. K. Dong, S. Y. Zhou, T. Y. Guan, H. Zhang, Y. F. Dai, X. Qiu, X. F. Wang, Y. He, X. H. Chen, and S. Y. Li, *Phys. Rev. Lett.* **104**, 087005 (2010).
- [17] T. Park, Y. Tokiwa, F. Ronning, H. Lee, E. D. Bauer, R. Movshovich, and J. D. Thompson, *Phys. Status Solidi B* **247**, 553 (2010).
- [18] J. Spehling, R. H. Heffner, J. E. Sonier, N. Curro, C. H. Wang, B. Hitti, G. Morris, E. D. Bauer, J. L. Sarrao, F. J. Litterst, and H.-H. Klauss, *Phys. Rev. Lett.* **103**, 237003 (2009).
- [19] A. Bianchi *et al.*, *Science* **319**, 177 (2008).
- [20] M. Kenzelmann, Th. Strassle, C. Niedermayer, M. Sigrist, B. Padmanabhan, M. Zolliker, A. D. Bianchi, R. Movshovich, E. D. Bauer, J. L. Sarrao, and J. D. Thompson, *Science* **321**, 1652 (2008).
- [21] P. Das, J. S. White, A. T. Holmes, S. Gerber, E. M. Forgan, A. D. Bianchi, M. Kenzelmann, M. Zolliker, J. L. Gavilano, E. D. Bauer, J. L. Sarrao, C. Petrovic, and M. R. Eskildsen, *Phys. Rev. Lett.* **108**, 087002 (2012).
- [22] B.-L. Young, R. R. Urbano, N. J. Curro, J. D. Thompson, J. L. Sarrao, A. B. Vorontsov, and M. J. Graf, *Phys. Rev. Lett.* **98**, 036402 (2007).
- [23] C. Stock, C. Broholm, Y. Zhao, F. Demmel, H. J. Kang, K. C. Rule, and C. Petrovic, *Phys. Rev. Lett.* **109**, 167207 (2012).
- [24] S. Raymond and G. Lapertot, *Phys. Rev. Lett.* **115**, 037001 (2015).
- [25] A. Bianchi, R. Movshovich, N. Oeschler, P. Gegenwart, F. Steglich, J. D. Thompson, P. G. Pagliuso, and J. L. Sarrao, *Phys. Rev. Lett.* **89**, 137002 (2002).
- [26] M. F. Smith, J. Paglione, M. B. Walker, and L. Taillefer, *Phys. Rev. B* **71**, 014506 (2005).
- [27] M. A. Tanatar, J. Paglione, C. Petrovic, and L. Taillefer, *Science* **316**, 1320 (2007).
- [28] M. A. Tanatar, J. Paglione, S. Nakatsuji, D. G. Hawthorn, E. Boaknin, R. W. Hill, F. Ronning, M. Sutherland, L. Taillefer, C. Petrovic, P. C. Canfield, and Z. Fisk, *Phys. Rev. Lett.* **95**, 067002 (2005).
- [29] G. Seyfarth, J. P. Brison, G. Knebel, D. Aoki, G. Lapertot, and J. Flouquet, *Phys. Rev. Lett.* **101**, 046401 (2008).
- [30] H. Shakeripour, M. A. Tanatar, C. Petrovic, and L. Taillefer, *Phys. Rev. B* **93**, 075116 (2016).
- [31] H. Shakeripour, M. A. Tanatar, S. Y. Li, C. Petrovic, and L. Taillefer, *Phys. Rev. Lett.* **99**, 187004 (2007).
- [32] H. Shakeripour, M. A. Tanatar, C. Petrovic, and L. Taillefer, *Phys. Rev. B* **82**, 184531 (2010).
- [33] Y. Kasahara, Y. Nakajima, K. Izawa, Y. Matsuda, K. Behnia, H. Shishido, R. Settai, and Y. Onuki, *Phys. Rev. B* **72**, 214515 (2005).
- [34] H. Shakeripour, C. Petrovic, and L. Taillefer, *New J. Phys.* **11**, 055065 (2009).
- [35] M. J. Graf, S.-K. Yip, J. A. Sauls, and D. Rainer, *Phys. Rev. B* **53**, 15147 (1996).
- [36] I. Vekhter and A. Houghton, *Phys. Rev. Lett.* **83**, 4626 (1999).
- [37] R. Movshovich, M. Jaime, J. D. Thompson, C. Petrovic, Z. Fisk, P. G. Pagliuso, and J. L. Sarrao, *Phys. Rev. Lett.* **86**, 5152 (2001).
- [38] J. Paglione, M. A. Tanatar, D. G. Hawthorn, R. W. Hill, F. Ronning, M. Sutherland, L. Taillefer, C. Petrovic, and P. C. Canfield, *Phys. Rev. Lett.* **94**, 216602 (2005).
- [39] Q. M. Si, S. Rabello, K. Ingersent, and J. L. Smith, *Nature (London)* **413**, 804 (2001).
- [40] John A. Hertz, *Phys. Rev. B* **14**, 1165 (1976).
- [41] A. J. Millis, *Phys. Rev. B* **48**, 7183 (1993).
- [42] V. Barzykin and L. P. Gorkov, *Phys. Rev. Lett.* **98**, 087004 (2007).
- [43] A. V. Sologubenko, J. Jun, S. M. Kazakov, J. Karpinski, and H. R. Ott, *Phys. Rev. B* **66**, 014504 (2002).

- [44] K. Hashimoto *et al.*, *Science* **336**, 1554 (2012).
- [45] R. Settai, H. Shishido, S. Ikeda, Y. Murakawa, M. Nakashima, D. Aoki, Y. Haga, H. Harima, and Y. Onuki, *J. Phys. Condens. Matter* **13**, L627 (2001).
- [46] A. McCollam, S. R. Julian, P. M. C. Rourke, D. Aoki, and J. Flouquet, *Phys. Rev. Lett.* **94**, 186401 (2005).
- [47] N. Doiron-Leyraud, P. Auban-Senzier, S. René de Cotret, C. Bourbonnais, D. Jérôme, K. Bechgaard, and L. Taillefer, *Phys. Rev. B* **80**, 214531 (2009).
- [48] K. Jin, N. P. Butch, K. Kirshenbaum, J. Paglione, and R. L. Greene, *Nature (London)* **476**, 73 (2011).
- [49] M. Abdel-Jawad, M. P. Kennett, L. Balicas, A. Carrington, A. P. Mackenzie, R. H. McKenzie, and N. E. Hussey, *Nat. Phys.* **2**, 821 (2006).
- [50] J. C. Davis and D.-H. Lee, *Proc. Natl. Acad. Sci. U.S.A.* **110**, 17623 (2013).
- [51] J. Hu and H. Ding, *Sci. Rep.* **2**, 381 (2012).